

# Andrews & Arnold Ltd

## Voice Handbook



This document explains our Voice over IP service  
How to use it and the features available to you

[support@aa.net.uk](mailto:support@aa.net.uk)

**03333 400 999**

# Contents

---

## Table of Contents

1	Configuring your phone.....	4
1.1	Set the SIP Password.....	5
1.2	Basic Phone Settings.....	5
1.3	Other SIP Account Settings.....	6
1.4	Settings for specific devices.....	7
1.5	Summary of Section.....	7
2	Call Routing.....	8
2.1	Redirect calls to another number.....	9
2.1.1	Costs.....	9
2.1.2	How to:.....	9
2.1.3	Going further: Redirecting to multiple numbers.....	9
2.2	Route calls to your own phone server.....	10
2.2.1	SIP Trunk Basics.....	10
2.2.2	How to:.....	10
2.3	SIP server and other targets.....	11
2.3.1	How to: (on the control pages).....	11
2.3.2	Going further:.....	11
2.4	Send calls to voicemail System.....	12
2.4.1	Voicemail System features.....	12
2.4.2	How to:.....	12
2.5	Ring Multiple phones.....	13
2.5.1	How to:.....	13
2.6	Using a Call Gate.....	14
2.6.1	Useful to know.....	14
2.6.2	How to:.....	14
3	Feature Overview.....	15
3.1	Call Recording.....	15
3.2	Time Profiles.....	15
3.3	Special Codes.....	15
3.4	Call logs and CDRs.....	15
4	VoIP Security.....	16
4.1	Overview.....	16
4.2	Checklist:.....	16
5	Overview.....	17
5.1	Types of problems.....	17
5.2	Fault Checklist:.....	17
6	FAQ:.....	19

**To print as a booklet: Print as brochure, duplex on short edge. Then fold in half to make a booklet**



## 1 Configuring your phone

The majority of customers will have a VoIP telephone and a VoIP Number.

If you have purchased a phone or ATA from us then it's likely we would have configured and tested it. Plugging it in should be all that's required. We would have also included an information sheet with further information. You can therefore ignore the information in this section as we have done the work for you.

There are two things needed to be done to configure your own phone for our service:

1. **Set the SIP Password**
2. **Configure the credentials in to your phone**

The steps are on the next page.

## 1.1 Set the SIP Password

A SIP password is not generated automatically, you will need to create one via the Control Pages.

1. Log in to the [Control Pages](https://control.aa.net.uk) (<https://control.aa.net.uk>) with your xxx@a login
2. Click on the phone number
3. Click the Incoming Tab
4. Enter in a password
5. **Click Apply**

The screenshot shows the 'Incoming' tab of the 'Andrews & Arnold Ltd' control panel. The 'SIP Password' field is highlighted with a blue arrow. The field contains the text 'Cubert@voicelessaa.net'. To the right of the field is a 'Generate Password' button. Below the field, there is a note: 'Please read our web page about VoIP security'. The left sidebar contains a navigation menu with options like Home, Password, Help, and various tools. The top right has 'Save', 'Apply', and 'Cancel' buttons.

The email we sent you when you ordered the phone number will have your Control Page login details.

## 1.2 Basic Phone Settings

Most phones will have a web interface where you can set the account credentials for the VoIP account.

If you're not sure how to log in to your phone, take a look though its manual

Here are the server details you'll need:

Server / registrar	voiceless.aa.net.uk	
Username / account	Your phone number	Eg +441234567890
Password	The SIP password for the number	As set on control pages above

## 1.3 Other SIP Account Settings

There are a few other settings relating to the SIP account that we'd recommend you set or change. Your phone should have settings similar to these that you can set.

Port	5060
CODEC	PCM A-Law (G.711a)
Register Expiration	600 seconds (10 minutes)
Keepalive	30 seconds
Stun Server *	stun.aa.net.uk

\* Only use the stun server if you're behind NAT and have problems. If you still have problems see the chapter in this document regarding VoIP Problems'

## 1.4 Settings for specific devices

We may have more specific configuration help if your phone is listed on the [VoIP Phones](#) page

 [https://support.aa.net.uk/Category:VoIP\\_Phones](https://support.aa.net.uk/Category:VoIP_Phones)

## 1.5 Summary of Section

With the information in this section you should have a working phone and can make and receive phone calls.

If you're still stuck, then take a look at the [VoIP section of our support site](#) and get in touch with us.

 <https://support.aa.net.uk/Category:VoIP>

# Other ways to use your number

---



## 2 Call Routing

The previous section explains how to configure a single phone to register to your number, but you may want to use your number in a different way. This section explains other ways you can use your phone:

- **Redirect calls to your mobile phone**
- **Route calls to your own phone server / PBX (SIP Trunk)**
- **Send all calls to voicemail**

There are also more advanced ways to route calls, such as:

- **Have the number ring multiple phones**
- **Use a 'Call Gate' (IVR) to present a menu to callers**

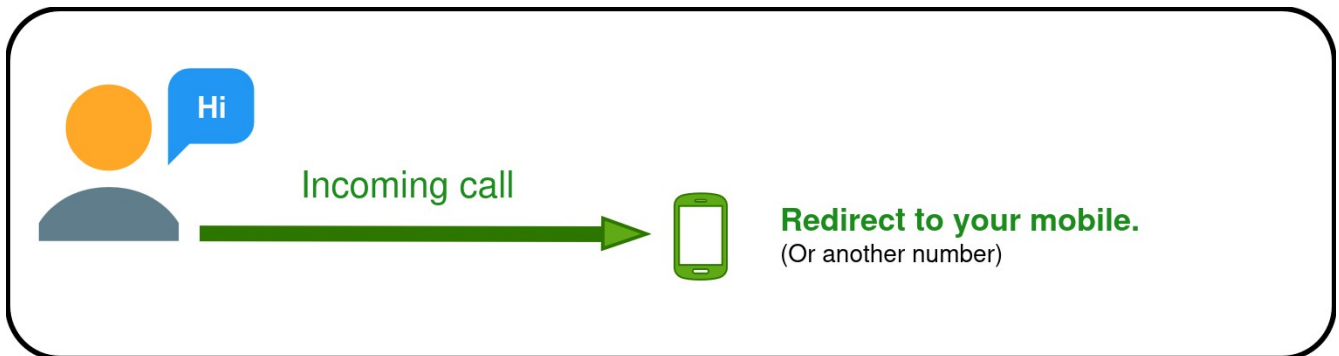
These will be covered in the following chapters.

## 2.1 Redirect calls to another number



You can easily redirect incoming calls to another number, this could be to:

- Your mobile number
- Another A&A VoIP number
- A completely different number



### 2.1.1 Costs

It's important to understand that the cost of redirecting a call to another number has a cost.

The cost of the redirect costs what it would cost to call that number

You can use our [call cost lookup tool on our website](#) to see the cost. Typically calling a mobile costs a few pence per minute. Calling another A&A VoIP number has no charge.

### 2.1.2 How to:

[https://support.aa.net.uk/VoIP How to: Redirect to another number](https://support.aa.net.uk/VoIP%20How%20to%20Redirect%20to%20another%20number)

### 2.1.3 Going further: Redirecting to multiple numbers

You can redirect to multiple numbers, optionally each with a delay time before we start trying.

For example:

- Incoming call:
  - Ring extension 1 first
  - If no answer ring extension 2 as well
  - if no answer then ring 8 extensions or external numbers!

[https://support.aa.net.uk/VoIP How to: Ring extensions one by one](https://support.aa.net.uk/VoIP%20How%20to%20Ring%20extensions%20one%20by%20one)

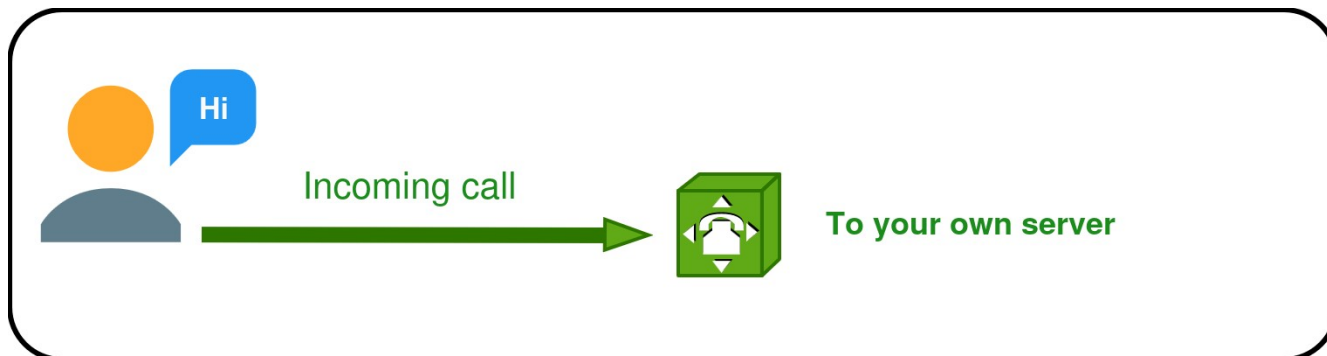


## 2.2 Route calls to your own phone server



This is also known as SIP Trunks

Running your own phone system gives you more control and flexibility about how you manage calls.



### 2.2.1 SIP Trunk Basics

Here are some things to know about SIP Trunking:

- Any VoIP Number can be used as a SIP Trunk
- There are no limits on number of inbound calls you can receive
- There are no limits on number of outbound calls you can make
- SIP Registration isn't required, we can simply route calls to your server
- Use the 'fail' option to have us send calls elsewhere in event of being unable to reach your server
- See further down on examples of where we can send to your server and then try other numbers

### 2.2.2 How to:

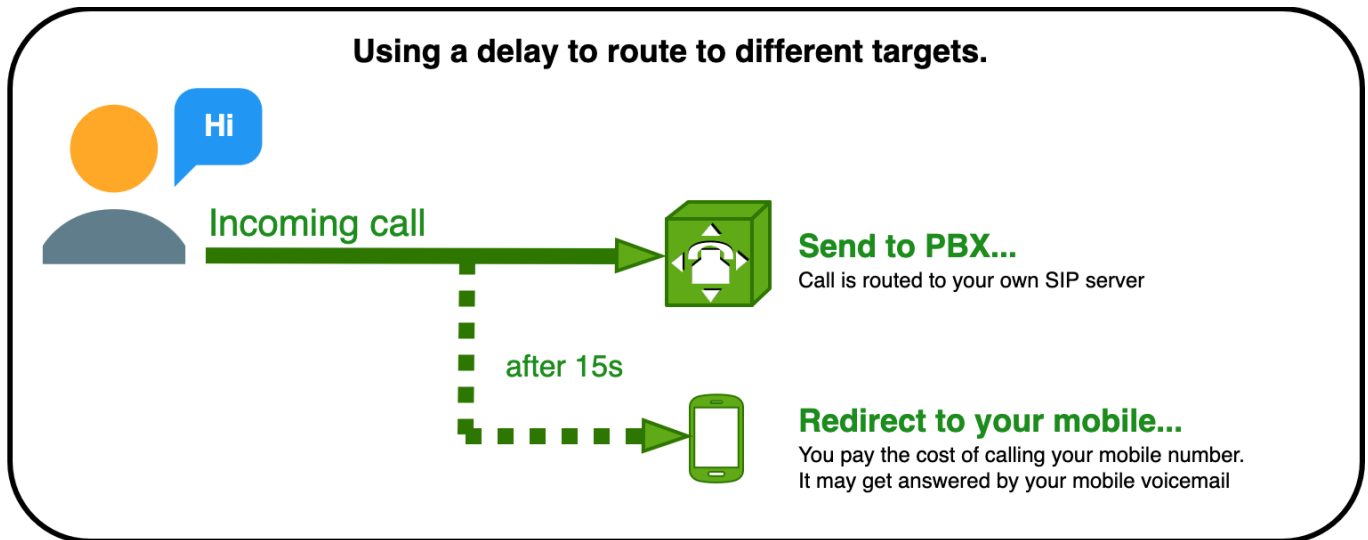
 [https://support.aa.net.uk/VoIP SIP Trunks](https://support.aa.net.uk/VoIP_SIP_Trunks)

## 2.3 SIP server and other targets

### Mixing things up with 'delay'

The system allows you to use a mixture of targets and by using the 'delay' option you can control when a target is tried.

For example, say you want to send the call to your SIP server, then if not answered after 15 seconds send the call to a mobile number, this is possible.



### 2.3.1 How to: (on the control pages)

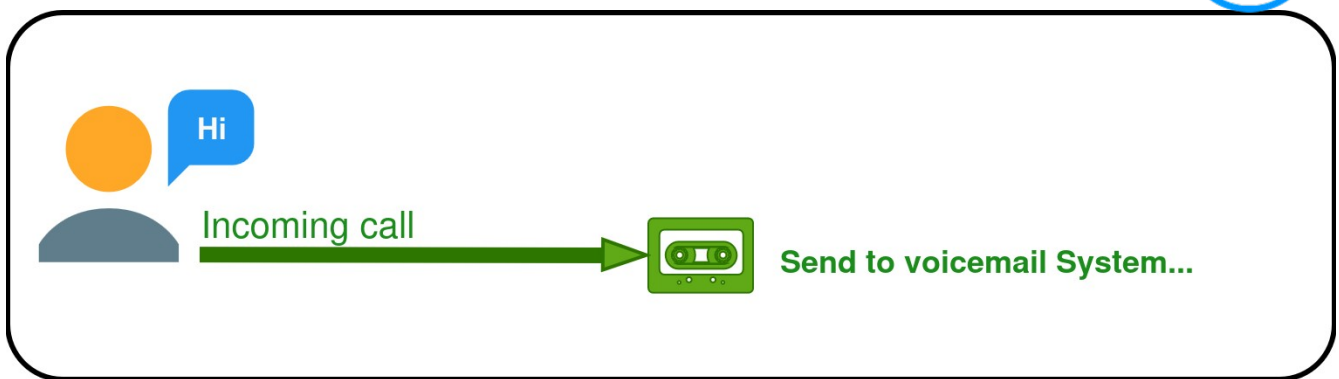
1. Configure the SIP server, host, user, password for us to use to with your own server
2. In the Also Ring section, add your mobile number and set a 15s delay

### 2.3.2 Going further:

You can use the delay option to send the calls to various places.

Delays can overlap, so in the example above it's quite possible to add two or more numbers to the 'also ring' section with their own delays. So rather than ringing one mobile, it could try a mobile and some other VoIP numbers at the same time, or staggered with separate delay times.

## 2.4 Send calls to voicemail System



### 2.4.1 Voicemail System features

Our Voicemail System can work in the following ways:

- **Standard voicemail.**
  - If no answer after a certain time, send caller to voicemail, you'll be emailed the recording
- **Send all calls to voicemail**
  - Play the caller a greeting, without ringing a phone first
- **Message only.**
  - Play the caller a greeting, then end the call (no message recorded)
- **Pre-announcement.**
  - Play the caller a greeting, then send the call to another number
- **Call Gate**
  - Play the caller a greeting with a menu of buttons to press to continue

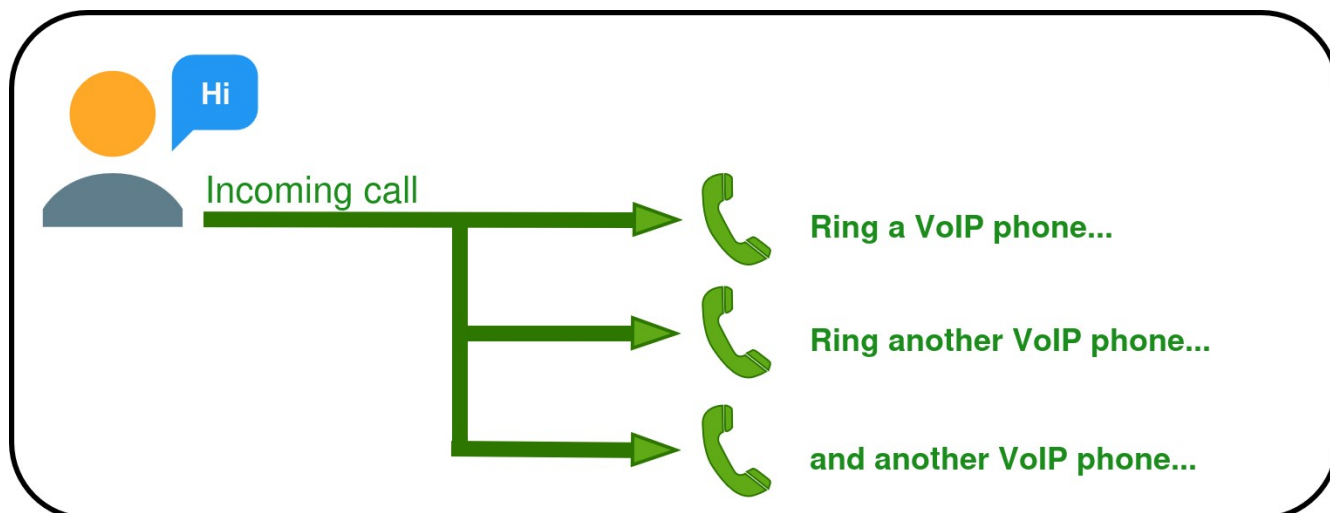
Messages left by the caller will be emailed to you with the audio file attached.

### 2.4.2 How to:

The features above are described in more detail on our Support Site:

 <https://support.aa.net.uk/Category:Voicemail>

## 2.5 Ring Multiple phones



This is a typical small-office scenario where you publish a main number for your customers to call, and you have staff with their own VoIP phone and individual number.

Optionally, you can define time delays so that staff can be rung in order.

You can order blocks of phone number, eg a block of 10

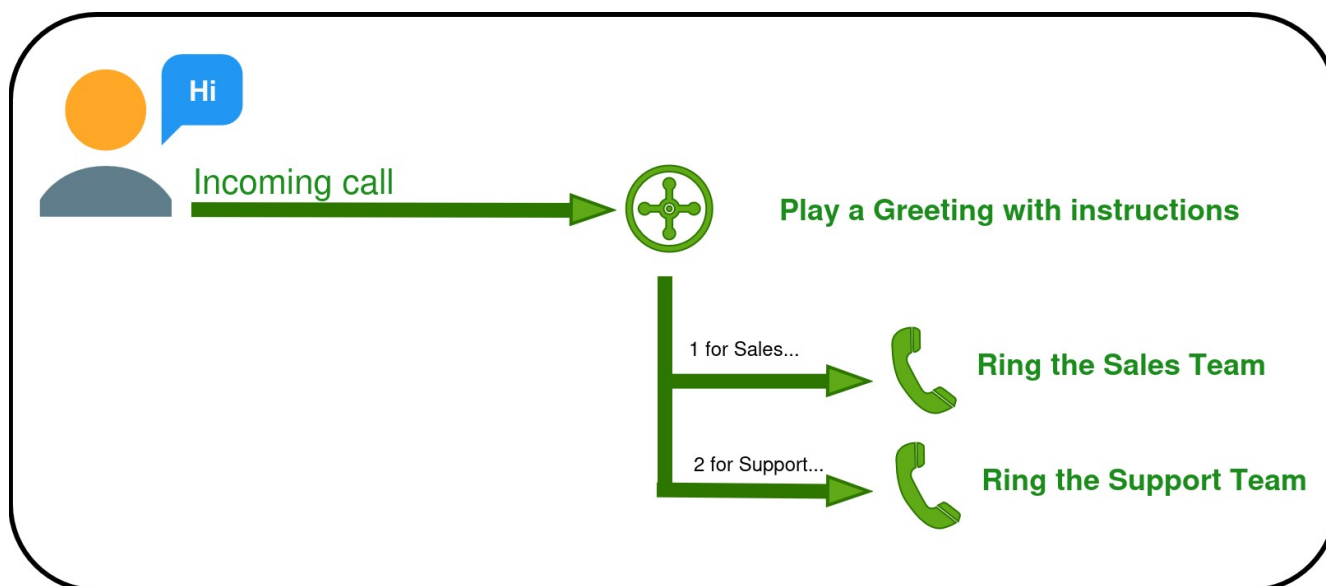
### 2.5.1 How to:

 <https://support.aa.net.uk/VoIP - Multiple Targets>

## 2.6 Using a Call Gate



Simple Call Gates are supported, where by a number can be called and a message played back such as 'Please press 1 for Sales, 2 for support...'. The system will then put the call to a corresponding number.



### 2.6.1 Useful to know

- Call gate works by linking multiple Numbers.
- You have a main number which plays the Greeting, you then link this number to up to 10 other numbers which correspond to the digit pressed – eg, 1 for Sales in this example.

### 2.6.2 How to:

 <https://support.aa.net.uk/VoIP - Call Gate>



# Other Features

---

Our VoIP service has other useful features.

## 3 Feature Overview

For an overview of the features, see our Support Site:

 <https://support.aa.net.uk/Category:VoIP>

### 3.1 Call Recording

Calls can be recorded, there is no extra charge for this. Recordings are emailed to you.

 <https://support.aa.net.uk/VoIP - Recording Calls>

### 3.2 Time Profiles

Time profiles can be used to control when sets of phones ring or go to voicemail etc

 <https://support.aa.net.uk/VoIP - Time Profiles>

### 3.3 Special Codes

We have some special codes that can be dialed to help test your service. Examples:

- \*100** Play a 1 kHz tone
- \*101 or 1571** Record new outgoing voice-mail message
- \*102** Leave message on your voice-mail, plays the outgoing message first.
- \*103** Play current hold music
- \*104 or 17070** Read your calling number
- \*105** Read the time

 <https://support.aa.net.uk/VoIP - Special Codes>

### 3.4 Call logs and CDRs

Information on Call records and the logging available

 <https://support.aa.net.uk/Category:VoIP Logging>



# Security Considerations

---

## 4 VoIP Security

### 4.1 Overview

Securing your VoIP service is very important. We have various features and recommendations on how to do this.

- Always use very strong passwords
- Set call rate limits – to restrict calls to expensive numbers
- Restrict your SIP account to only your IP addresses
- Enable 'bill warning' emails
- Use our firewall recommendations when using public IP addresses

 [https://support.aa.net.uk/Category:VoIP\\_Security](https://support.aa.net.uk/Category:VoIP_Security)

### 4.2 Checklist:

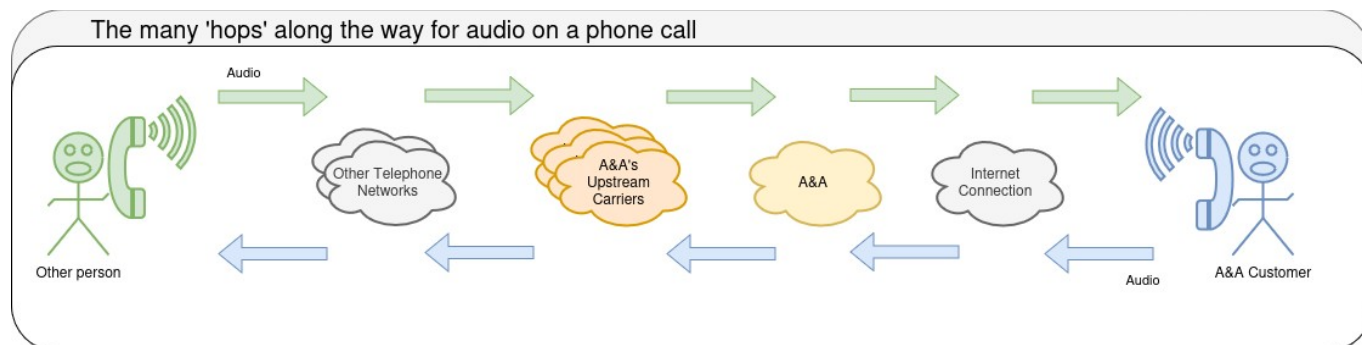
Tick these when you have reviewed them:

- ☐ Very strong password for my VoIP Account (A&A Control pages)
- ☐ Very strong admin password for my phone's web interface
- ☐ Sensible call price limits set for national and international (A&A Control pages)
- ☐ IP access list locked down to my own public Ips (A&A Control pages)
- ☐ Have reviewed the other settings and suggestions on [https://support.aa.net.uk/VoIP\\_Security](https://support.aa.net.uk/VoIP_Security)

# Faults and Problems

## 5 Overview

VoIP is more complications than the original PSTN system, there are lots of hops involved in a VoIP call.



With most VoIP problems it is best to contact Support, but please do follow these links below as they may well help you pin-point the problem and offer ways to fix it.

### 5.1 Types of problems

Here are some of the problems you may encounter:

- **Unable to register**
- **Only some calls are getting through**
- **One-way audio**
- **Calls breaking up (intermittent audio)**
- **One-way audio on call recordings**
- **Sped up or slowed down call recordings**

### 5.2 Fault Checklist:

We have a page with steps to take to help diagnose problems:

|  [https://support.aa.net.uk/SIP Audio Problems](https://support.aa.net.uk/SIP_Audio_Problems)

We also have a more general page on Faults:

|  [https://support.aa.net.uk/Category:VoIP Faults](https://support.aa.net.uk/Category:VoIP_Faults)

And we have a page on running a phone behind NAT:





# Frequently Asked Questions

---

## 6 FAQ:

### How can I redirect my number?

 [https://support.aa.net.uk/VoIP\\_How\\_to:\\_Redirect\\_to\\_another\\_number](https://support.aa.net.uk/VoIP_How_to:_Redirect_to_another_number)

### Will my phone work in a power outage?

 [https://support.aa.net.uk/VoIP\\_Power](https://support.aa.net.uk/VoIP_Power)

### Can I still call emergency services?

Yes. For more information see these pages on setting your location (do this now), and calling 999 if you have a power or internet fault:

 [https://support.aa.net.uk/VoIP\\_-\\_Location\\_Information](https://support.aa.net.uk/VoIP_-_Location_Information)

 [https://support.aa.net.uk/999\\_and\\_faults](https://support.aa.net.uk/999_and_faults)

### How can I record my voicemail greeting?

From a VoIP phone, dial 1571

 [https://support.aa.net.uk/VoIP\\_-\\_Voicemail](https://support.aa.net.uk/VoIP_-_Voicemail)

### What more advanced things can I do?

Aside from having features that are useful to individuals and homes, with multiple numbers and our ring groups and delay features, our system can be used for small and medium sized business. We can support multiple staff, having their own number, with main numbers that ring groups of staff in order, and going to voicemail out of hours.

# A page for your own notes

---

What was more important than the invention of the first telephone?  
...The second telephone! :-)